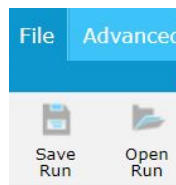
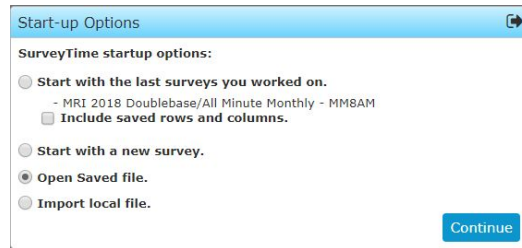


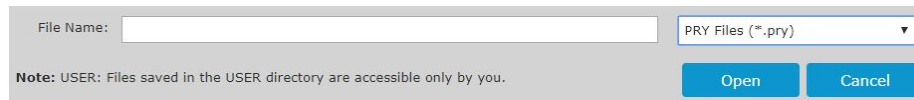
How Do I - Open a TNT+ File from SurveyTime

SurveyTime now has the ability to open a *.TN2 file from Telmar’s legacy TNT+ application for easy retrieval of past Crosstab files.

1. Open SurveyTime and select “Open Saved File”.
Or, if you’re already in SurveyTime and at the Crosstab screen, Click “File”, “Open Run”



2. Use the dropdown arrow to change the file type from a *.PRY file to a *.TN2 file



3. Locate your legacy TNT+ Crosstab file in either User, Company or Corporate folders.
4. The *.TN2 file will automatically open in SurveyTime and save *.PRY in the same location.
5. Telmar recommends saving your converted file into Own Codes and rebuilding the crosstab so you have the ability to utilize all the SurveyTime features.

For further information, please call your Telmar client service representative or email accountservices@telmar.com

NEW YORK

☎ 212 725-3000

CHICAGO

☎ 312 840-8563

DALLAS

☎ 214 973-5920

LOS ANGELES

☎ 310 575-4880

TORONTO

☎ 416 487-2111

MONTREAL

☎ 514 206-4546