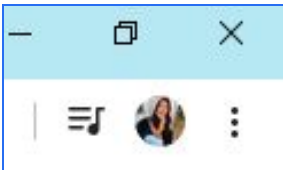
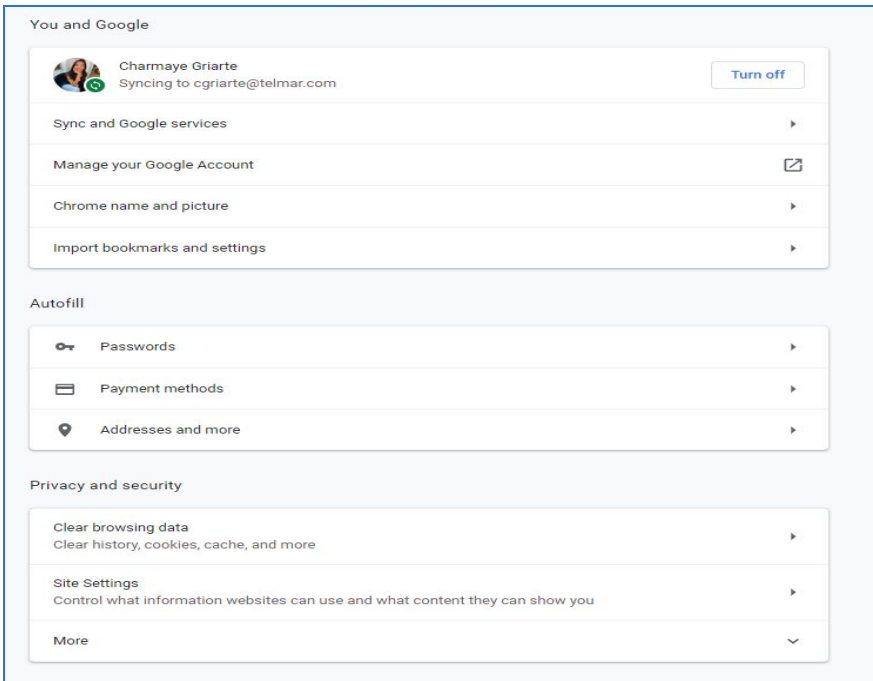
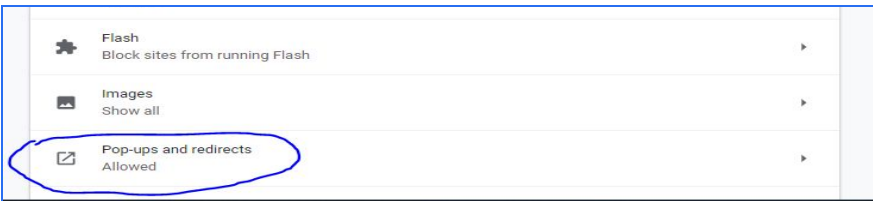


## Steps on turning off Pop-up Blockers for Chrome browser.

<p>1 . Open up the <b>Settings</b> page from your browser.</p> <p>This is found on the upper right hand corner of your browser.</p>	
<p>2. Once the Settings page is open, scroll down to the <b>Privacy and security section</b> and find <b>Site Settings</b>.</p>	
<p>3. Click the <b>Pop-ups and redirects</b> to allow Pop up Blockers.</p> <p>You can also add in a rule to allow specific sites such as below.</p> <p><b><i>apps.etelmar.net</i></b></p>	

For further information, please call your Telmar client service representative or email [accountservices@telmar.com](mailto:accountservices@telmar.com)

**NEW YORK**

☎ 212 725-3000

**CHICAGO**

☎ 312 840-8563

**DALLAS**

☎ 214 973-5920

**LOS ANGELES**

☎ 310 575-4880

**TORONTO**

☎ 416 487-2111

**MONTREAL**

☎ 514 206-4546